

NEW YORK STATE ADULT EDUCATION STUDENT STATISTICS

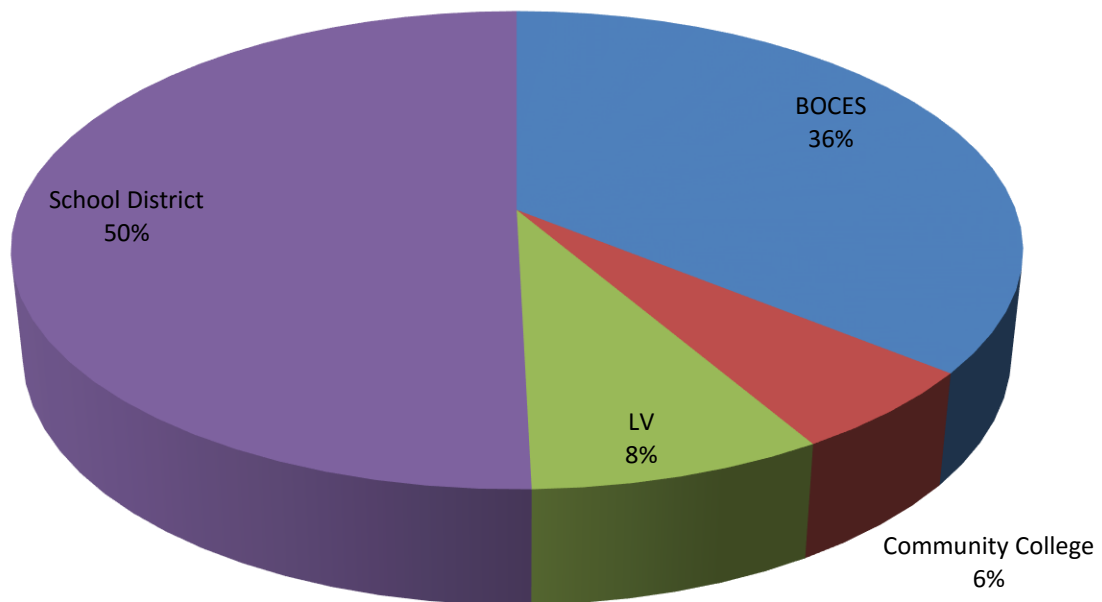
The following tables and charts show data reported by adult education providers in the Finger Lakes region of New York State for the fiscal year 2015, which spans the period between July 1, 2014 and June 30th, 2015.

All students reported here fulfill the National Reporting System (NRS) guidelines for reporting, namely, they have completed 12 hours of instruction and have been post tested using one of the State Education Department approved assessment instruments.

In FY 2015, Finger Lake Adult Education programs served 5,147 students. Below is a breakdown of enrollment by provider type.

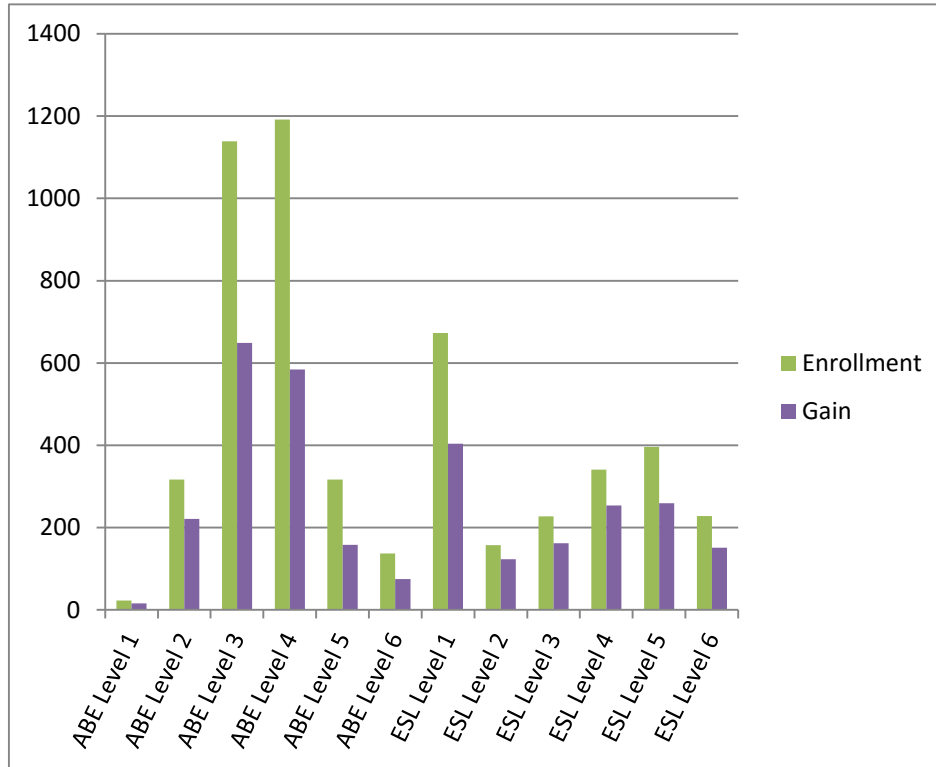
Provider Type	Enrollment
BOCES	1844
Community College	293
LV	416
School District	2594

Enrollment by Provider Type - FL



Enrollment and Educational Gain

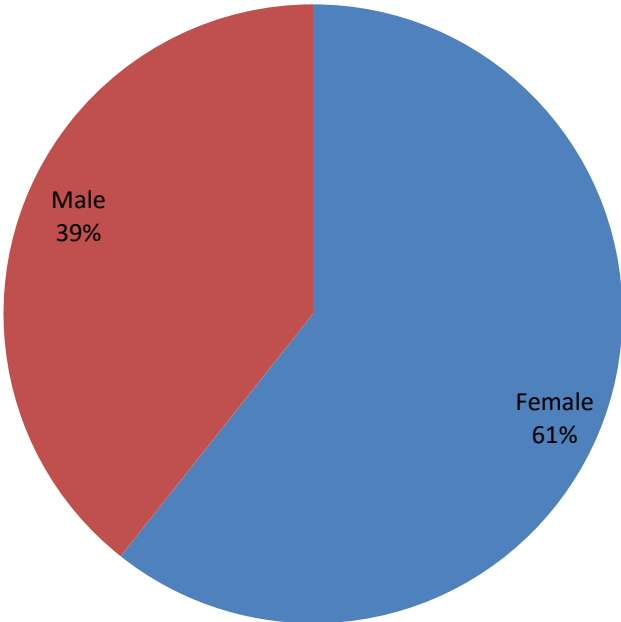
The NRS categorizes students into 6 Adult Basic Education (ABE) and 6 English as a Second Language (ESL) levels based on their pretest scores. Students show educational gain if their post test places them in an NRS level that is higher than their pretest level.



Educational Functioning Levels	Enrollment	Number of Students Making Gain	Percentage of students making gain
ABE Level 1	23	16	70%
ABE Level 2	317	221	70%
ABE Level 3	1139	649	57%
ABE Level 4	1192	584	49%
ABE Level 5	317	158	50%
ABE Level 6	137	75	55%
ESL Level 1	673	404	60%
ESL Level 2	157	123	78%
ESL Level 3	227	162	71%
ESL Level 4	341	254	74%
ESL Level 5	396	259	65%
ESL Level 6	228	151	66%
Total number of students	5147	3056	59%

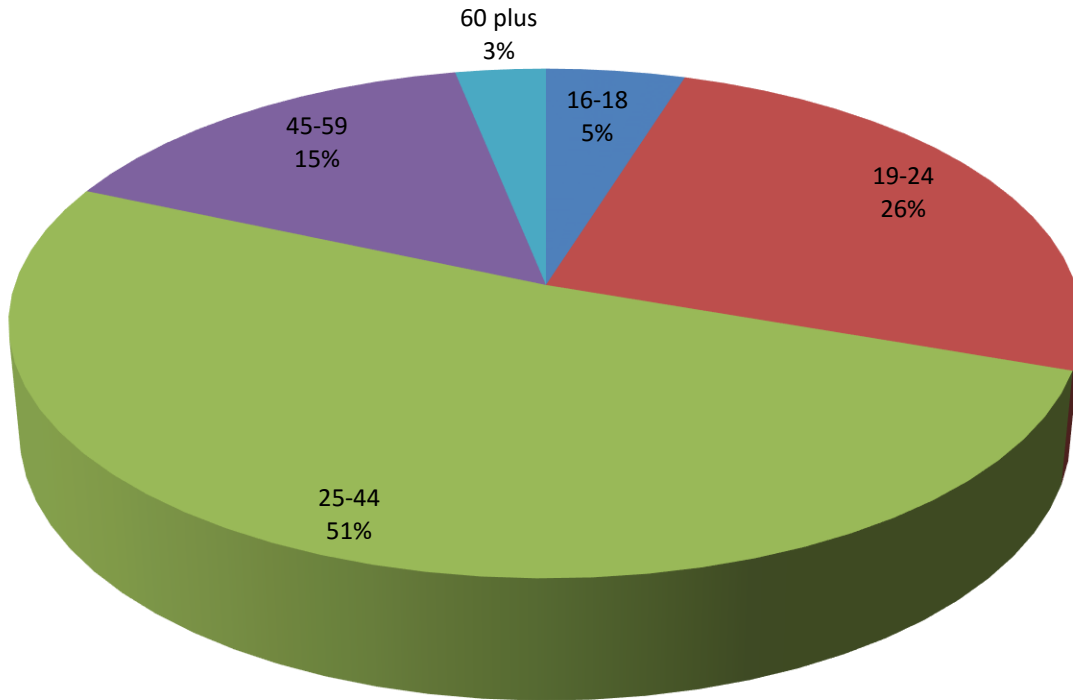
Student Demographics

Gender of students - FL



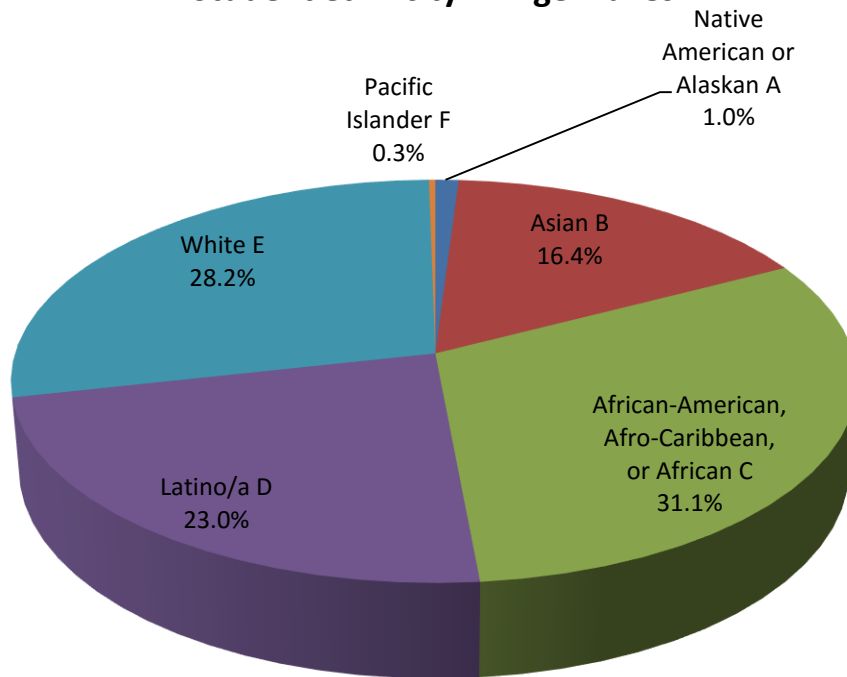
Gender	Number of Students	%
Female	3123	61%
Male	2024	39%
	5147	

Student Age



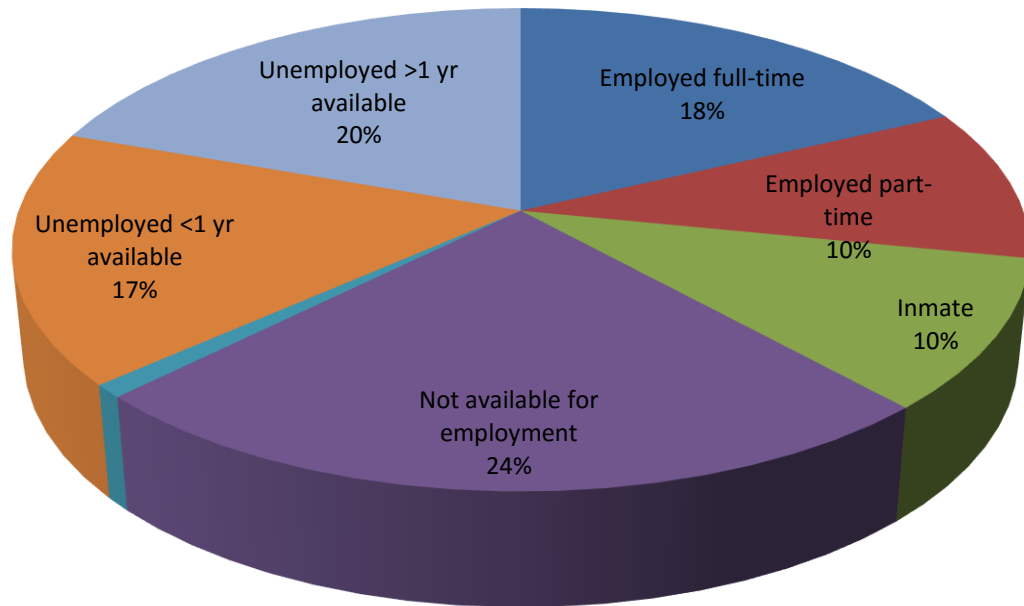
Age	Number
16-18	249
19-24	1311
25-44	2637
45-59	788
60 plus	162

Student ethnicity - Finger Lakes



Ethnicity	Count
Native American or Alaskan	52
Asian	843
African-American, Afro-Caribbean, or African	1603
Latino/a	1184
White	1451
Pacific Islander	14

Employment status at Entry



Employment status	Number
Employed full-time	924
Employed part-time	523
Inmate	518
Not available for employment	1255
Retired	45
Unemployed <1 yr available	872
Unemployed >1 yr available	1006